

### Features

- Quarter-turn washerless ceramic disc valves.
- 11-13/16" (300 mm) swing spout reach.
- Matching finish sidespray.
- Lower flow aerator options are available (refer to the KOHLER Price Book).
- 1.5 gal/min (5.7 l/min) maximum flow rate [max at 60 psi (4.14 bar)]
- Meets CalGreen requirements for kitchen faucets.
- Flexible connections for easy installation.

### Material

- Brass construction.
- Brass valve bodies.

### Optional Accessories

- 1095353 DEEP ROUGH-IN KIT, VOS AND SIDESPRAY
- 1054432 1.5 GPM (5.7 l/min) Aerator Kit



ADA

CSA B651

OBC

### Codes/Standards




ASME A112.18.1/CSA B125.1  
All applicable US Federal and State material regulations  
DOE - Energy Policy Act 1992  
California Energy Commission (CEC)  
ADA  
ICC/ANSI A117.1  
CSA B651  
OBC

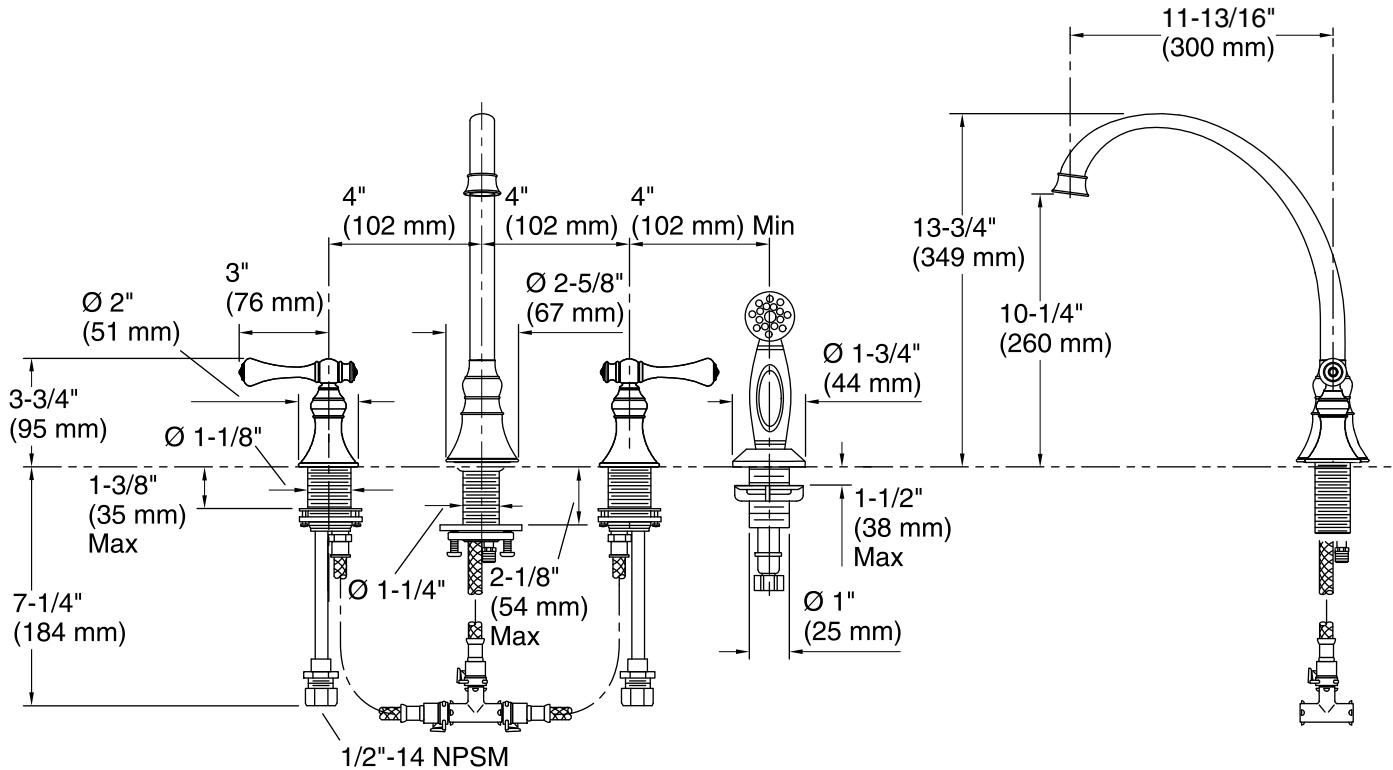
### KOHLER® Faucet Lifetime Limited Warranty

See website for detailed warranty information.

### Available Color/Finishes

*Color tiles intended for reference only.*

| Color  | Code | Description             |
|--|------|-------------------------|
|  | PB   | Vibrant® Polished Brass |
|  | BN   | Vibrant® Brushed Nickel |
|  | BV   | Vibrant® Brushed Bronze |



### Technical Information

All product dimensions are nominal.

#### Faucet:

Flow rate: 1.5 gal/min (5.7 l/min)

Pressure: 60 psi (4.1 bar)

#### Sidespray:

Flow rate: 1.8 gal/min (6.8 l/min)

Pressure: 60 psi (4.1 bar)

#### Spout:

Spout reach: 11-13/16" (300 mm)

Handle clearance: 3" (76 mm)

### Notes

Install this product according to the installation guide.

Lower flow or higher flow aerator options are available. Please refer to the KOHLER Price Book.

ADA, OBC, CSA B651 compliant when installed to the specific requirements of these regulations.