

Features

- Katalyst® air-induction technology maximizes the air/water mix for a powerful, even flow.
- Optimized sprayface with 48 nozzles delivers a more focused coverage of large water droplets.
- Minimizes wasteful overspray and increases cleaning and hair-rinsing performance.
- 1.75 gpm (gallons per minute) flow rate.
- 1/2-inch NPT connection.
- Coordinates with Fairfax faucets and accessories.

Material

- KOHLER finishes resist corrosion and tarnishing.

Installation

- Wall-mount

Water Conservation & Rebates

- This product can help a building earn Water Efficiency points in the LEED Green Building Rating System™

Recommended Products/Accessories

K-7397 Shower Arm and Flange



Codes/Standards

ASME A112.18.1/CSA B125.1

DOE - Energy Policy Act 1992

EPA WaterSense®




California Energy Commission (CEC)

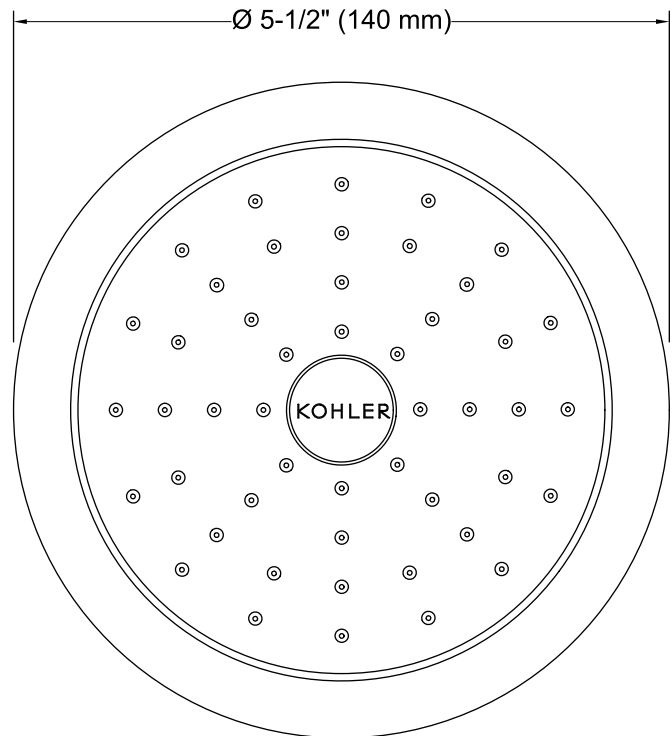
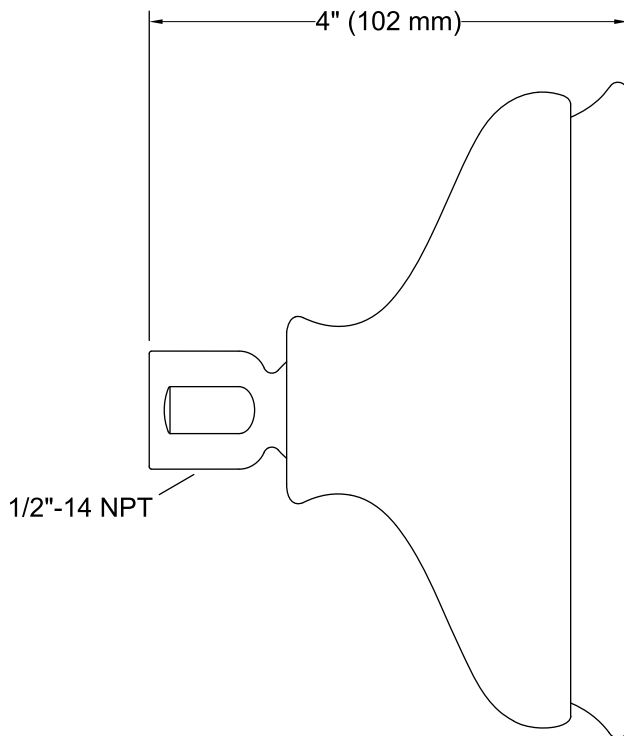
KOHLER® Faucet Lifetime Limited Warranty

See website for detailed warranty information.

Available Colors/Finishes

Color tiles intended for reference only.

Color	Code	Description
	CP	Polished Chrome
	BN	Vibrant® Brushed Nickel
	2BZ	Oil-Rubbed Bronze



Technical Information

All product dimensions are nominal.

Showerhead/Body Spray:

Rated maximum flow: 1.75 gal/min (6.6 l/min)

Pressure: 80 psi (5.5 bar)

Notes

For use with automatic compensating valves rated at 1.5 gal/min (5.7 l/min) or less.

Install this product according to the installation instructions.