

#### Features

- Advanced spray engine provides three experiences: full coverage, pulsating massage and silk spray.
- Full coverage spray produces an encompassing spray for everyday use and utilizes Katalyst® air induction to create large, full drops.
- Pulsating massage spray targets sore muscles to ease away aches and pains.
- Silk spray releases a dense, luxurious spray ideal for rinsing.
- Thumb tab allows for a smooth transition between sprays.
- Combination of balance, weight, grip, and angle makes this handshower comfortable and easy to use.
- MasterClean™ spray nozzles prohibit mineral build-up for easy cleaning.
- 1.75 gpm (gallons per minute) flow rate.
- Requires K-8593, K-9514, K-98360, K-98359, K-45981, or K-45982 shower hose (sold separately).
- Coordinates with Purist®, Stillness® and Composed® faucets and accessories.

#### Material

- KOHLER finishes resist corrosion and tarnishing.

#### Installation

- Bracket or slidebar required for wall-mount installation.
- Deck-mount holder required for deck-mount installation.

#### Water Conservation & Rebates

- This product can help a building earn Water Efficiency points in the LEED green Building Rating System.

#### Required Products/Accessories

K-8593 72" Shower Hose  
K-9514 60" Shower Hose  
K-9660 Vacuum Breaker

or

K-45981 72" ribbon hose  
K-45982 60" ribbon hose  
K-9660 Vacuum Breaker

or

K-9660 Vacuum Breaker  
K-98359 60" Smooth Shower Hose  
K-98360 72" Smooth Shower Hose



ADA

CSA B651

OBC

#### Codes/Standards







ASME A112.18.1/CSA B125.1  
DOE - Energy Policy Act 1992  
EPA WaterSense®  
California Energy Commission (CEC)  
ADA  
ICC/ANSI A117.1  
CSA B651  
OBC

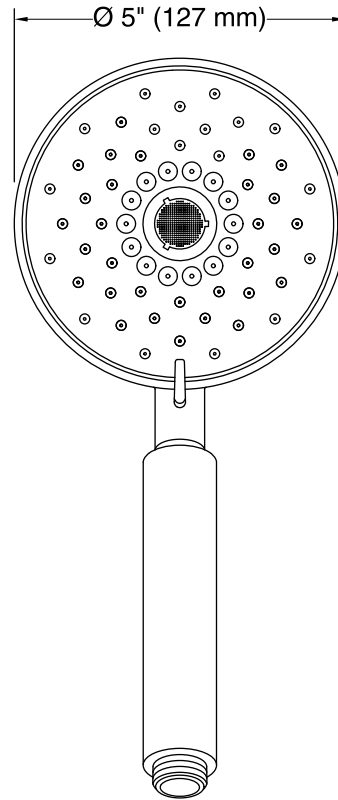
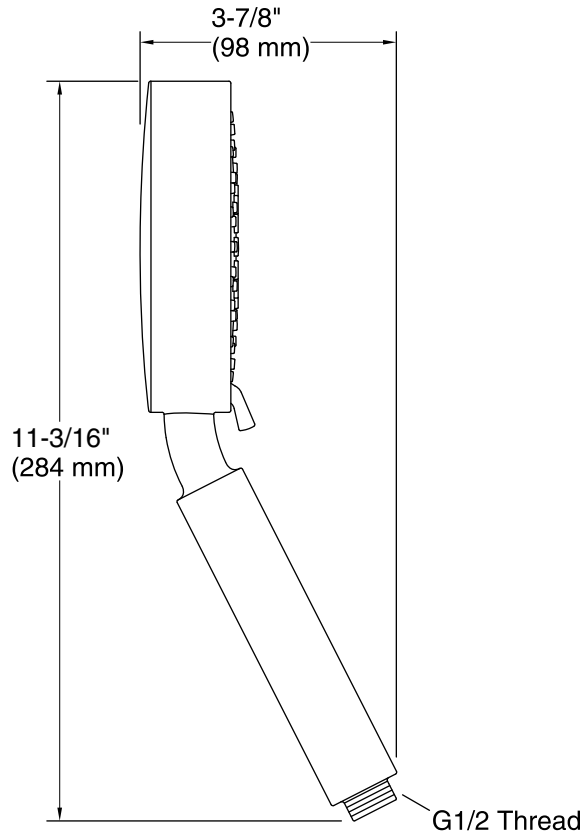
#### KOHLER® Faucet Lifetime Limited Warranty

See website for detailed warranty information.

#### Available Colors/Finishes

*Color tiles intended for reference only.*

Color	Code	Description
	CP	Polished Chrome
	SN	Vibrant® Polished Nickel
	BN	Vibrant® Brushed Nickel
	BV	Vibrant® Brushed Bronze
	BL	Matte Black
	TT	Titanium



### Technical Information

All product dimensions are nominal.

Drain included: No

### Handshower:

Rated maximum flow: 1.75 gal/min (6.6 l/min)

### Notes

Install this product according to the installation instructions.

Plumbing codes require an atmospheric vacuum breaker be installed in-line with handshowers.

Please consult with local plumbing officials.

ADA, OBC, CSA B651 compliant when installed to the specific requirements of these regulations.