

Features

- Bask® heated surface creates spa-like relaxation with soothing warmth on your back, shoulders and neck.
- Three heat settings allow you to customize the surface temperature.
- 118 to 122 airjets release thousands of heated bubbles that surround and support the body in a warm massage.
- Purge cycles remove residual water from air channels after use to keep the system clean.
- Variable-speed blower lets you adjust massage intensity to 18 levels.
- 16" depth offers a deep soaking experience.
- Integral lumbar support on both ends.
- Bottom surface manufactured with textured appearance.
- Wide ledge on one side is ideal for deck-mount faucet and/or handshower.
- Center drain.
- Fluted shroud.

Material

- Acrylic.

Hydrotherapy

- Heated BubbleMassage™.

Technology

- Built-in 600W BubbleMassage™ heater warms humidified air before it enters the bath.
- Bath includes auto purge (after bath drains) and manual purge cycles to remove residual water and keep system clean.
- Auto-shutoff timer on blower allows users to enjoy Heated BubbleMassage™ experience for 60 minutes before turning off.
- Built-in 60W electric heater included to keep bath surface warm.
- User interface: two separate electronic keypad controls for Heated BubbleMassage™ and Bask®.

Installation

- Freestanding design creates a striking focal point in your bathing area.
- PureFlo™ drains are not recommended for a deck-mount faucet installation.
- Remote blower motor installation required (relocation kit is included).

Recommended Products/Accessories

K-7265 Clearflo Bath Drain
K-37383 30" Rough-in Cable Bath Drain
K-37386 rough-in cable drain, PVC, 30" cable
K-24916 Wireless Music Kit



Codes/Standards

ASME A112.19.7/CSA B45.10
CSA B45.5/IAPMO Z124
ASTM E162
ASTM E662
UL 1795
CSA C22.2 No. 218.2



**KOHLER® Hydrotherapy Components
Five-Year Limited Warranty
KOHLER® Plastic Baths and Receptors
Lifetime Limited Warranty**

See website for detailed warranty information.

Available Colors/Finishes

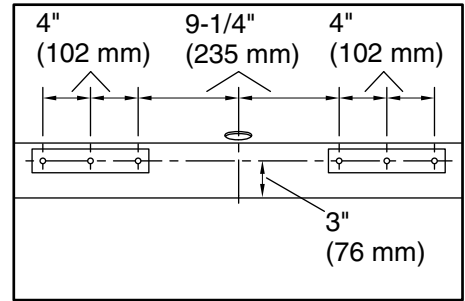
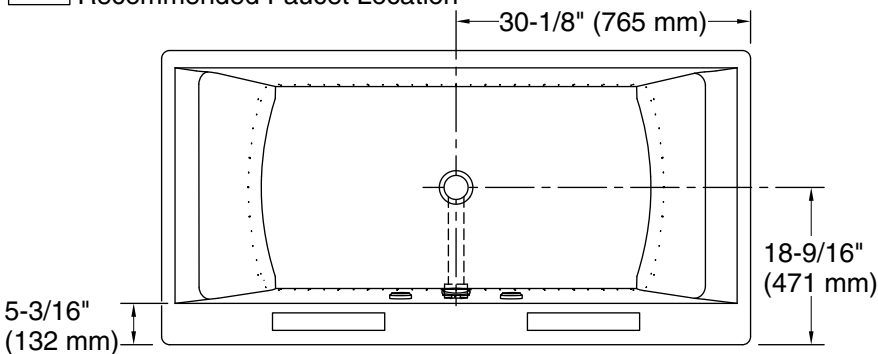
Color tiles intended for reference only.

Color Code Description

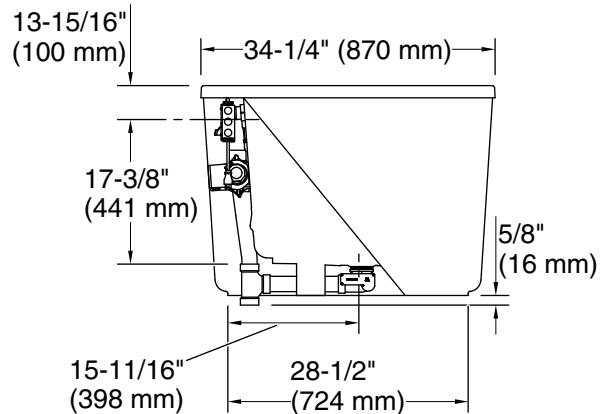
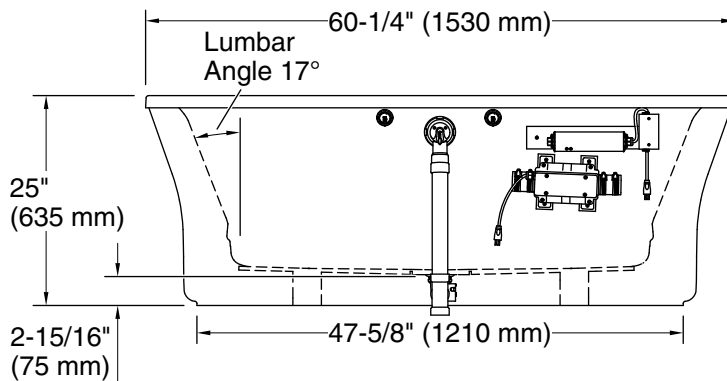
	0	White
	96	Biscuit

No change in measurements if connected with drain illustrated. (K-37386)

□ Recommended Faucet Location



Recommended Faucet Hole Location



Required Electrical Service

Two dedicated circuits required, protected with Class A Ground-Fault Circuit-Interrupter (GFCI). Outside North America, this device may be known as a Residual Current Device (RCD).

Blower, Heated	120 V, 15 A, 60 Hz
Surface:	
Heater:	120 V, 15 A, 60 Hz

Technical Information

All product dimensions are nominal.

Installation:	Freestanding
Drain location:	Center
Basin area, bottom:	40-5/16" x 22-1/2" (1024 mm x 572 mm)
Basin area, top:	49-3/8" x 25-7/8" (1254 mm x 657 mm)
Weight:	160 lbs (72.6 kg)
Minimum floor load:	54 lbs/ft ² (263.7 kg/m ²)
Water depth:	18" (457 mm)
Water capacity:	60 gal (227.1 L)
Template:	Footprint, 1364290, not required, not included

Notes

Measure your actual product for rough-in details. Install this product according to the installation instructions.

The hot water supply should be 70% of the capacity of the bath or greater. Installations will vary.

Provide one grounded electrical outlet within 24" (610 mm) of each component.

If installing a rim-mount faucet, make sure there is no interference above or below the deck before drilling any holes.